

Teacher Appreciation Resource Packet Pre-K to 2nd Grade

 Education.com

Table of Contents



Template: A Year of Birthdays

Classroom Jobs Template

Visual Schedule Template

Handwriting Paper

I Read in Many Ways

Nonfiction KWL Chart

My Book Report

Blank Hundreds Chart

Number Cards 1-20

Move Along the Number Lines: Blank Templates



A Year of Birthdays



January

.....
.....
.....



February

.....
.....
.....



March

.....
.....
.....



April

.....
.....
.....



May

.....
.....
.....



June

.....
.....
.....



July

.....
.....
.....



August

.....
.....
.....



September

.....
.....
.....



October

.....
.....
.....



November

.....
.....
.....



December

.....
.....
.....



Classroom Jobs

Job	Student
teacher's assistant	
messenger	
line leader	
door holder	
energy saver	
technology pro	
supply manager	
paper manager	
pencil monitor	
cleaning crew	
plant monitor	
recess equipment manager	
classroom librarian	
job alternate	

_____ 's Daily Schedule

Today is



1

2

3

4

5

6

7

8



Art 	Math $5 = 4 + 2 + 0 + 8$ 	Reading 
Writing 	Play 	Science 
Music 	PE 	Lunch 
Snack 	Outside Time 	Social Studies 
Screen Time 		



Monday	Friday
Tuesday	Saturday
Wednesday	Sunday
Thursday	


























Handwriting practice lines consisting of 10 sets of three horizontal lines: a solid top line, a dashed middle line, and a solid bottom line.

Name _____ Week of _____

I Read in Many Ways

Color the book for each day to show how you read.




	Sunday	Monday	Tuesday	Wednesday	Thursday	Friday	Saturday
 <p>I read to myself.</p>							
 <p>I took turns reading with someone.</p>							
  <p>I listened to someone read a book.</p>							

Name: _____

Date: _____

Nonfiction KWL Chart

Pick a nonfiction book to read. Before reading, fill out the first two columns of the chart below. After reading, fill out the last column.



What do I already KNOW about the topic?	What do I WONDER about the topic?	What did I LEARN about the topic?

Name _____ Date _____

My Book Report



Part 1. Use this template to write about a book you have read.

Title of the Book: _____

Author: _____

My favorite character: _____


Character I liked the least: _____

Main source of conflict: _____

My favorite quote: _____

I liked this book because... _____

Part 2. Draw a picture of your favorite scene.



Name _____

Date _____

Blank Hundreds Chart



Number Cards 1-20

Cut the number cards out to practice identifying, counting, and ordering numbers.



1

2

3

4

5

6

7

8

9

10

11

12

13

14

15

16

17

18

19

20

Move Along the Number Lines

